

Marketa Saint Aroman¹, Nuria Perez Cullell¹, Catherine Baissac¹, Charles Taïeb²
¹ Laboratoire Pierre Fabre, France · ¹ EMMA, Patients Priority Department

INTRODUCTION & OBJECTIVE

According to the World Health Organization, growing children are more sensitive to environmental hazards than adults, for three reasons:

1° sun exposure during childhood and adolescence appears to set the stage for the development of both melanoma and non-melanoma skin cancers in later life

2° a significant part of a person's lifetime exposure occurs before age 18, and

3° children have more time to develop diseases with long latency, more years of life to be lost and more suffering to be endured as a result of impaired health.

The aim of this study is to describe the preference of children with regard to the use of sunscreens.

MATERIAL & METHODS

This multinational, cross-sectional study was conducted using a web-based online survey on a representative sample of parents and grandparents of children aged 12 or under, who cared for their children/grandchildren for at least 2 weeks during the summer of 2021, in seven countries.

To take into account the summer period, the survey was conducted at the end of August 2021 in the 5 countries of the Northern Hemisphere: France, Germany, Spain, Italy and the United States and in January 2022 in the 2 countries of the Southern Hemisphere: in Australia and Brazil.

Institutional review board approvals were not required since the study did not involve any clinical examination and used anonymized data.

RESULTS

A total of 8,120 parents/grandparents answered the survey related to the behavior of children towards the use of sunscreen.

Of these, 98.0% acknowledged that their children were exposed to the sun in some way, and 70.0% were at the hottest hours of the day of whom, only 32.7% were used one sun protection measure.

When specifically looking at children's preferences, 51.3% of these expressed the wish to apply sunscreen by themselves [until 57.8% for children over 6 years old].

When asking parents "Do your children understand the importance of applying sunscreens", 84.6% answered Yes. In addition, 57.3% of the children thought the product smelled good, 42.1% thought it was pleasant, and 7.9% said it causes itchy.

DISCUSSION

For more than 30-years, health-authorities have been conducting annual sun prevention campaigns, but we note that many do not comply with them.


The fact that one out of two children express the wish to apply sunscreen by himself with 2/3 declaring to have understood the importance of this gesture.

This particular information is a matter of hope in the success of future public health campaigns aiming to alert on the risk of skin cancer associated with sun exposure.

Populations	Parents		Grand parents	
	N	%	N	%
Australia	562	75.2	185	24.8
Brazil	996	84.2	187	15.8
France	1019	85.7	170	14.3
Germany	958	81.7	214	18.3
Italy	939	81.6	212	18.4
Spain	998	83.9	192	16.1
USA	1190	80.0	298	20.0

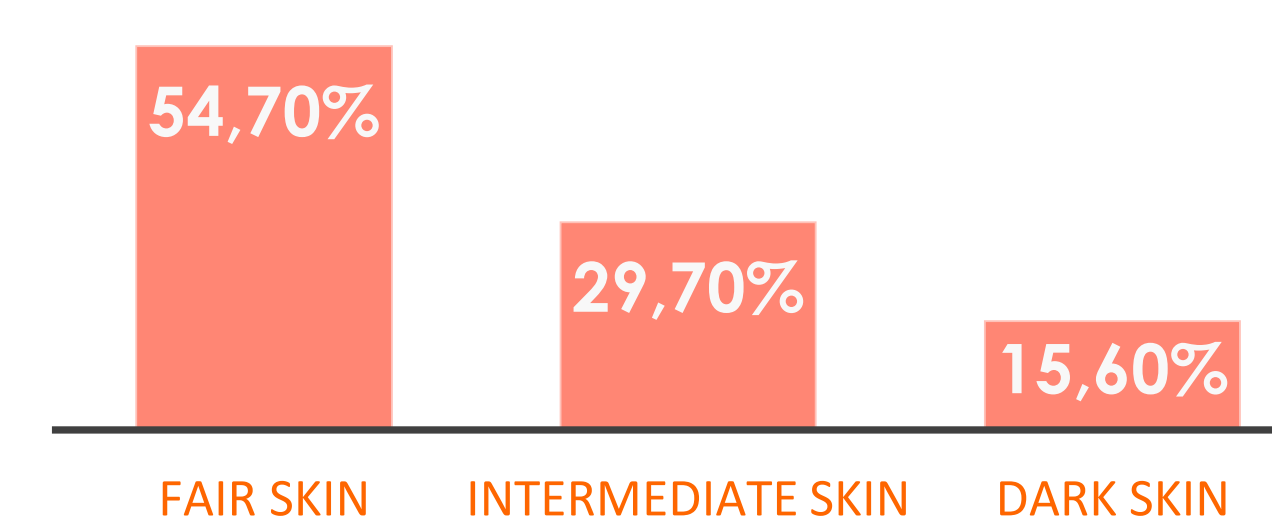
POPULATIONS OF THE SAFE PROJECT

Parents

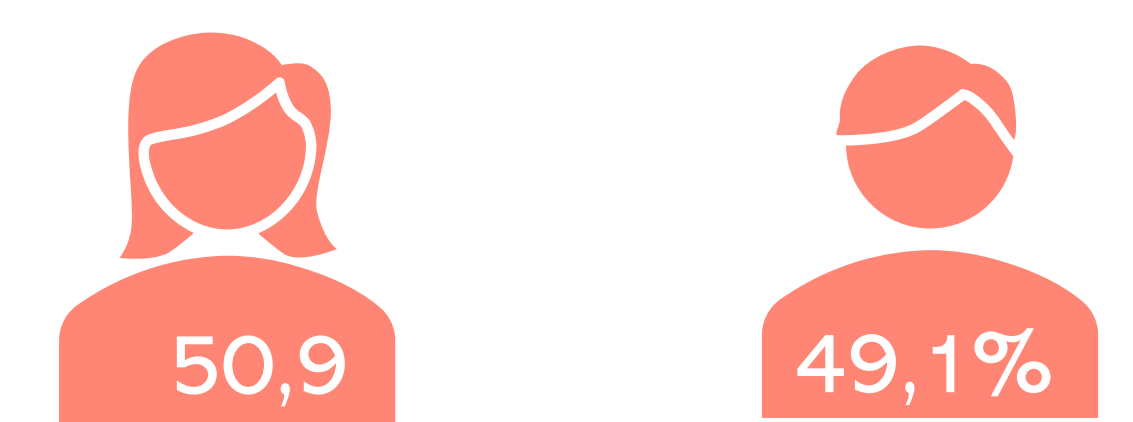


Global age of participant : 6.5

Median : 6 Standard deviation : 3.5

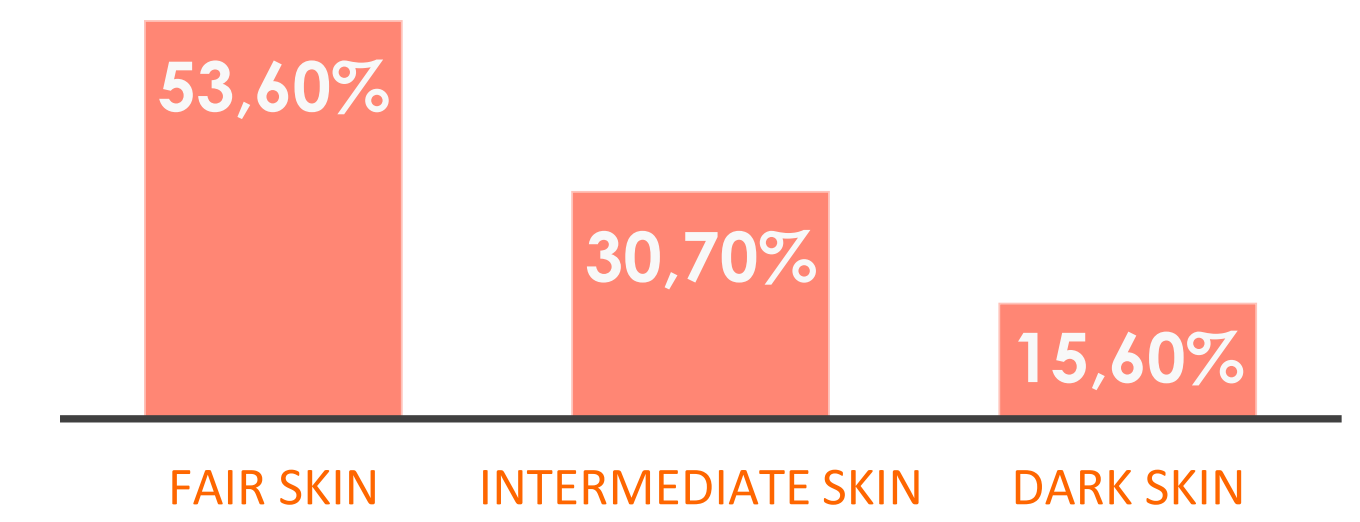


Grand Parents



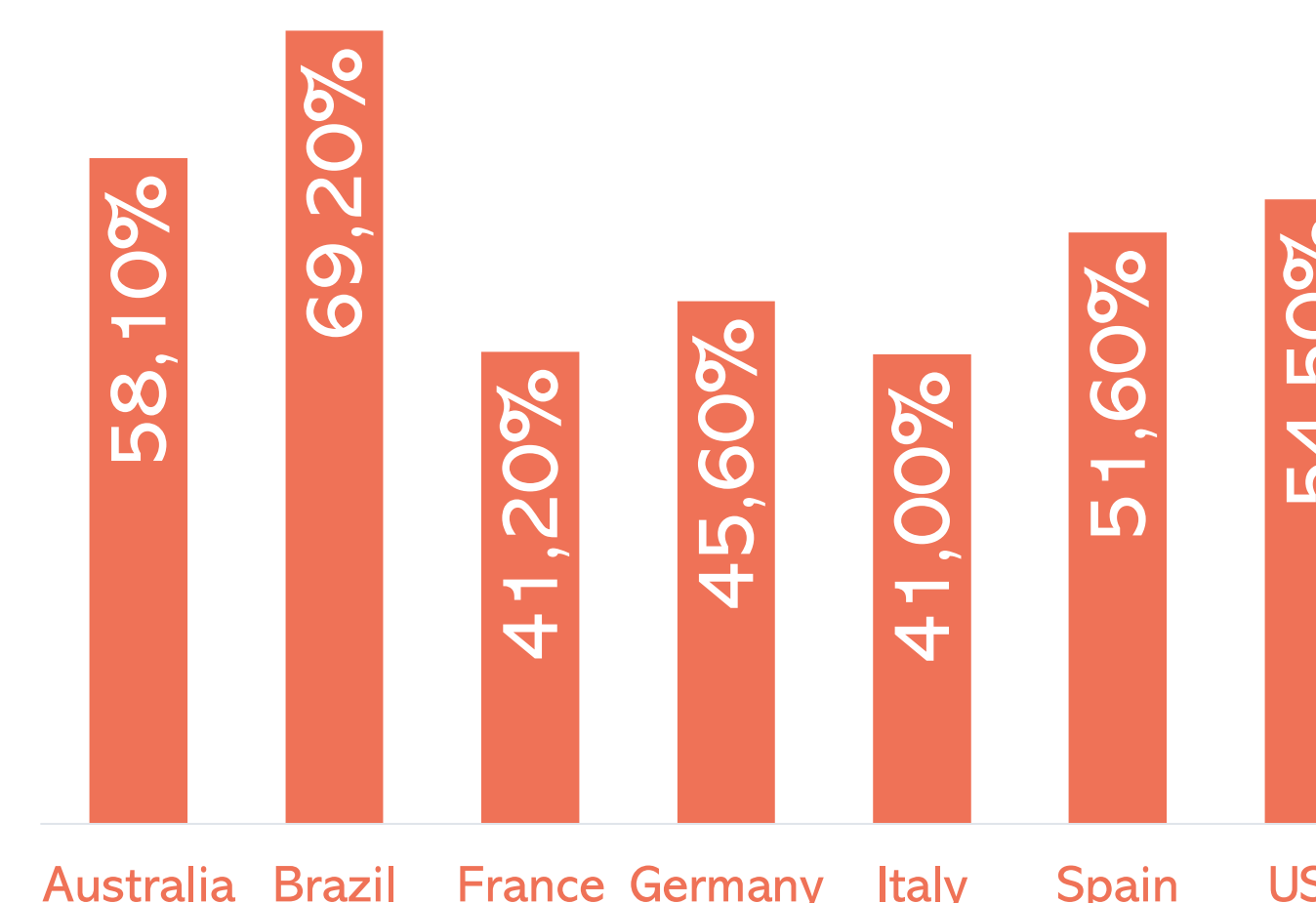
Global age of participant : 5.3

Median : 5 Standard deviation : 3.2

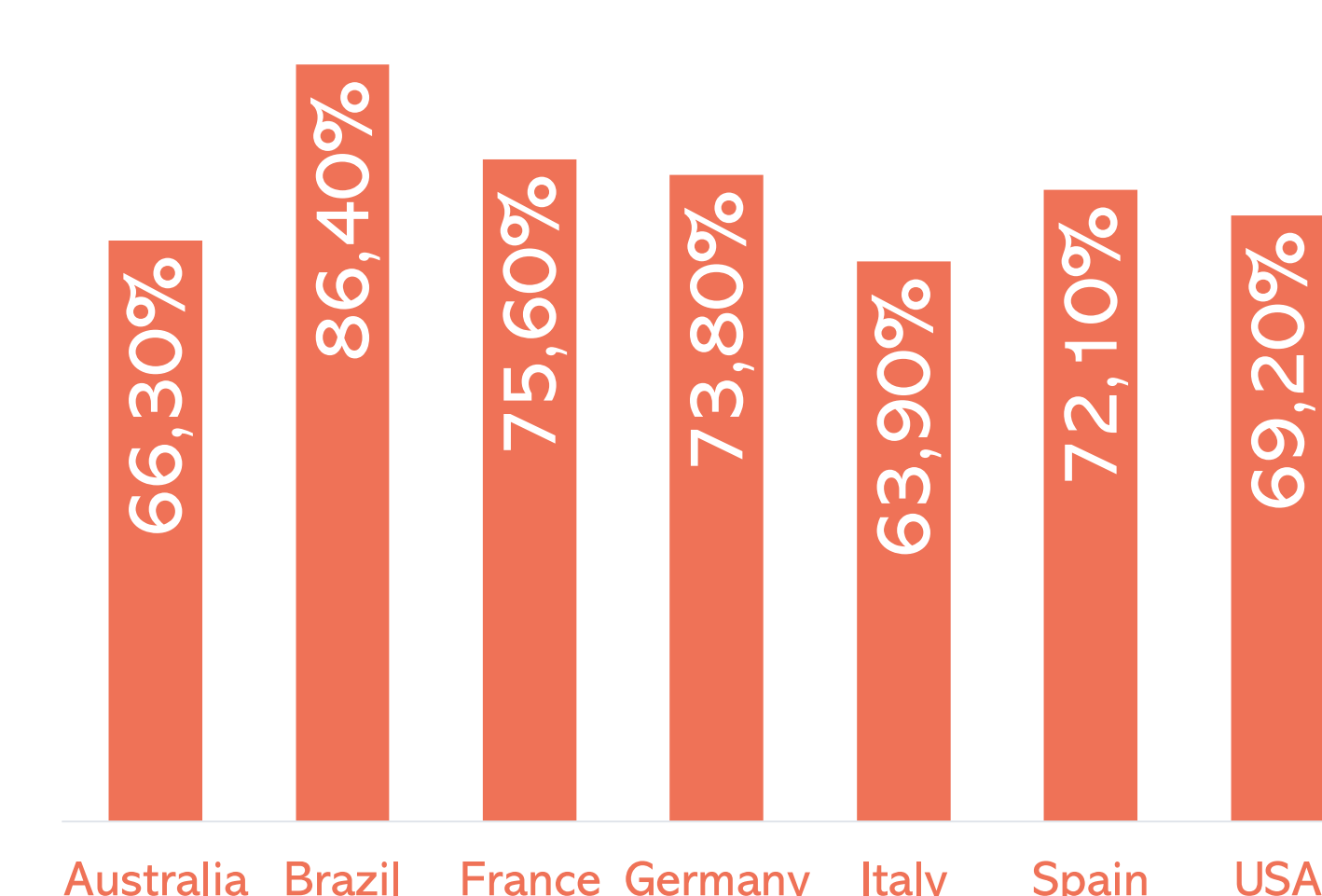


PREFERENCE OF THE CHILD

The child express a wish to apply sun protection himself



The child understand the importance of applying sun protection



PROTECTION OF THE CHILD IN THE SUN

Parents

78.1%

Continuous and permanent photoprotection throughout exposure and time

85.8%

Declare to have used a special children's sun protection product

Grand Parents

81.9%

Continuous and permanent photoprotection throughout exposure and time

89.6%

Declare to have used a special children's sun protection product

CHILD'S REACTION WHEN APPLYING SUNSCREEN

	Australia		Brazil		France		Germany		Italy		Spain		USA	
	N	%	N	%	N	%	N	%	N	%	N	%	N	%
It smells good	225	33.5%	840	77.3%	607	56.5%	577	54.5%	647	58.9%	711	61.7%	644	50.5%
It's nice	246	36.7%	563	51.8%	410	38.2%	399	37.7%	357	32.5%	565	49.0%	580	45.5%
It sticky	197	29.4%	312	28.7%	237	22.1%	269	25.4%	246	22.4%	313	27.2%	360	28.3%
It itches	64	9.5%	69	6.4%	68	6.3%	78	7.4%	54	4.9%	59	5.1%	192	15.1%
It's white	221	32.9%	661	60.8%	302	28.1%	339	32.0%	393	35.8%	513	44.5%	485	38.1%
It's long	190	28.3%	342	31.5%	276	25.7%	342	32.3%	335	30.5%	327	28.4%	368	28.9%
It smells bad	67	10.0%	95	8.7%	78	7.3%	97	9.2%	76	6.9%	61	5.3%	222	17.4%